

Straight Blade Devices

QUADPLEX® Receptacles and Cord Sets



- Accepts up to four straight or angle plugs
- Heavy duty, triple-wipe, high performance brass line contacts for excellent retention and conductivity
- Break-off tab for two-circuit wiring (except surge)
- Saves wiring and installation time
- "A" and "B" circuits molded into face for easy identification
- Easily removable knockouts for mounting to octagon concrete ring or box

QUADPLEX®

Mounts directly to 4" square or octagon boxes. No cover plate required. Can be retrofitted to 1 and 2-gang device boxes, mud rings on 4" boxes or 4 1/16" boxes using adapter plate. Rugged impact resistant construction. Break-off tabs for split circuit wiring (except surge units).

15A and 20A 125V Receptacles and Cord Sets

QUADPLEX®



21254R



21254HIGO



21254SA



T1254SI6A



T1254GF6

Rating	Color	Standard
NEMA 5-15, 15A 125V	Black	1254BLK
	Brown	1254B
	Gray	1254GY
	Ivory	1254I
	Red	1254R
	White	1254W
NEMA 5-20, 20A 125V	Black	21254BLK
	Brown	21254B
	Gray	21254GY
	Ivory	21254I
	Red	21254R
	White	21254W

Color	Isolated Ground
Orange	1254IGO
	Bulk Package
Orange	1254IGOB
Orange	21254HIGO
	With Wire Leads
Orange	21254IGOL

Color	Surge Suppression Isolated Ground
Blue	1254SA
Ivory	1254SIA
Blue	21254SA
Ivory	21254SIA
	With Wire Leads
Blue	21254SLA
Ivory	21254SILA

Color	6 Foot Cord Sets, 12/3 SJO	
	Surge Suppression	GFCI
Ivory	T1254SI6A	—
Yellow	—	T1254GF6

Note: See Section C for isolated ground and surge protection products.

Adapter Plates and Portable Boxes

Color	Adapter Plates		Portable Boxes	
	For 1- and 2-Gang Device Boxes	For 4 1/16" Boxes	with Cord Grip	Feed-thru with Two Cord Grips
Black	ADAPBLK	—	4SQBXBLK	4SQBXFLK
Blue	ADAPBLU	—	4SQBXBLU	—
Brown	ADAPB	—	4SQBXB	—
Gray	ADAPGRY	—	4SQBXGRY	—
Ivory	ADAPI	ADAPIS	4SQBXI	4SQBXFI
Orange	ADAPO	—	4SQBXO	—
Red	ADAPR	—	4SQBXR	4SQBXFR
White	ADAPW	—	4SQBXW	—



ADAPI

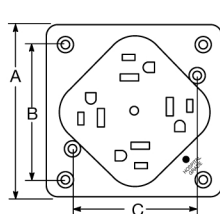


4SQBXI

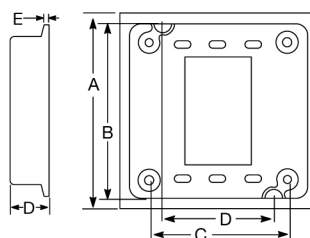
Product Dimensions Inches (mm)

	Receptacle	Adapter Plate	Portable Box
A	4.30" (109.2)	4.78" (121.4)	4.30" (109.2)
B	3.38" (85.9)	4.25" (108.0)	4.05" (102.9)
C	3.02" (76.7)	3.38" (85.9)	3.28" (85.9)
D	0.92" (23.4)	2.75" (69.9)*	0.84" (21.3)
E	0.10" (2.6)	0.38" (9.5)	0.75" (19.1)
F	—	2.75" (6.9)	—

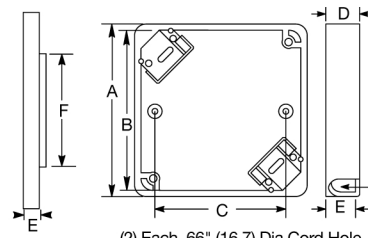
Note: *Mounting dimensions for 4 1/16" adapter plate.



Receptacle



Adapter Plate



Portable Box

(2) Each .66" (16.7) Dia. Cord Hole